




STATEMENT OF APPROPRIATIONS, ALLOTMENTS, OBLIGATIONS, DISBURSEMENTS AND BALANCES
As of the Quarter Ending September 30, 2014

Department : Department of Interior and Local Government
 Agency :
 Operating Unit : DILG Region 10
 Organization Code (UACS) : 14 001 03 00010
 Funding Source Code (as clustered) : 102101,
 (e.g. Old Fund Code: 101,102, 151)

	Current Year Appropriations
	Supplemental Appropriations
/	Continuing Appropriations

Particulars	UACS CODE	Appropriations			Allotments					Current Year Obligations					Current Year Disbursements					Balances			
		Authorized Appropriation	Adjustments (Transfer To)/From, Realignment)	Adjusted Appropriations	Allotments Received	Adjustments (Withdrawal, Realignment)	Transfer To	Transfer From	Adjusted Total Allotments	1st Quarter Ending March 31	2nd Quarter Ending June 30	3rd Quarter Ending Sept. 30	4th Quarter Ending Dec. 31	Total	1st Quarter Ending March 31	2nd Quarter Ending June 30	3rd Quarter Ending Sept. 30	4th Quarter Ending Dec. 31	Total	Unreleased Appropriations	Unobligated Allotment	Unpaid Obligations (15-20) = (23+24)	
																						Due and Demandable	Not Yet Due and Demandable
1	2	3	4	5=(3+4)	6	7	8	9	10=[(6+(-7)-8+9)]	11	12	13	14	15=(11+12+13+14)	16	17	18	19	20=(16+17+18+19)	21=(5-10)	22=(10-15)	23	24
I. Agency Specific Budget	1 01 101																						
General Administration and Support																							
General Administration and Supervision	1 00 000000				121,860.54	-	-	24,250.00	146,110.54	49,063.84	12,704.69	24,250.00	-	86,018.53	49,063.84	12,704.69	24,250.00	-	86,018.53	-	60,092.01	-	-
PAP	1 00 010000							24,250.00	24,250.00			24,250.00		24,250.00			24,250.00		24,250.00		-	-	-
MOOE -CMF																							
Prov. For Secretariat Services to the POCs	100020000				121,860.54				121,860.54	49,063.84	12,704.69			61,768.53	49,063.84	12,704.69			61,768.53		60,092.01	-	-
MOOE																							
Support to Operations	2 00 000000				-	-	-	15,320.00	15,320.00	-	-	10,320.00	-	10,320.00	-	-	10,320.00	-	10,320.00	-	5,000.00	-	-
Dev't of Policies, Programs & Standards for Local Cap	2 00 010000							15,320.00	15,320.00			10,320.00		10,320.00			10,320.00		10,320.00		5,000.00	-	-
MOOE -CMF																							
Monitoring & Evaluation of BUB Projects for Water	200020000																						
MOOE																							
Operations	3 00 000000																						
MFO 1 - [MFO Description]																							
Spervision & Dev't of LG	3 01 01 0000				1,186,790.57	-	-	227,560.00	1,414,350.57	288,566.06	71,786.00	67,121.08	-	427,473.14	288,566.06	71,786.00	67,121.08	-	427,473.14	-	986,877.43	-	-
MOOE					1,186,790.57				1,186,790.57	288,566.06	71,786.00	67,121.08		350,716.06	288,566.06	71,786.00	67,121.08		350,716.06		836,074.51	-	-
Perdormance Base-Challenge Fund for LGUs	301020000							227,560.00	227,560.00			9,636.00	67,121.08	76,757.08		9,636.00	67,121.08		76,757.08		150,802.92	-	-
MOOE -CMF																							
Locally-Funded Project(s)	4 00 000000				2,526,357.53			3,297,561.00	5,823,918.53	95,952.02	645,429.20	1,078,492.78	-	1,819,874.00	95,952.02	645,429.20	1,078,492.78	-	1,819,874.00	-	4,004,044.53	-	-
Implement't & Monitoring of PAMANA					100.00	-	-	-	100.00	-	-	-	-	-	-	-	-	-	-	-	100.00	-	-
MOOE	405030001				100.00				100.00														
Provision of Potable Water SALINTUBIG					2,426,255.64	-	-	2,175,700.00	4,601,955.64	66,255.64	28,040.00	892,832.78	-	987,128.42	66,255.64	28,040.00	892,832.78	-	987,128.42	-	3,614,827.22	-	-
MOOE -					2,360,000.00				2,360,000.00			6,800.00		6,800.00			6,800.00		6,800.00		2,353,200.00	-	-
MOOE - CMF	4 06 010002				66,255.64			2,175,700.00	2,241,955.64	66,255.64	28,040.00	886,032.78		980,328.42	66,255.64	28,040.00	886,032.78		980,328.42		1,261,627.22	-	-
Civil Society Organization/ PPP Programs	4 10060001				-	-	-	238,650.00	238,650.00	10,960.00	131,780.00	45,069.00	-	187,809.00	10,960.00	131,780.00	45,069.00	-	187,809.00	-	50,841.00	-	-
MOOE - CMF								238,650.00	238,650.00	10,960.00	131,780.00	45,069.00		187,809.00	10,960.00	131,780.00	45,069.00		187,809.00		50,841.00	-	-
Support for the GPBP (Empowerment Fund)	4 10010001				65,373.64	-	-	55,500.00	120,873.64	18,736.38	17,999.55	40,788.00	-	77,523.93	18,736.38	17,999.55	40,788.00	-	77,523.93	-	43,349.71	-	-
MOOE - CMF					65,373.64			55,500.00	120,873.64	18,736.38	17,999.55	40,788.00		77,523.93	18,736.38	17,999.55	40,788.00		77,523.93		43,349.71	-	-
Enhancing LGU Capacity on CCA & DRM	409030001				25,923.25	-	-	811,867.00	837,790.25	-	467,609.65	89,443.00	-	557,052.65	-	467,609.65	89,443.00	-	557,052.65	-	280,737.60	-	-
MOOE - CMF					25,923.25			811,867.00	837,790.25		467,609.65	89,443.00		557,052.65		467,609.65	89,443.00		557,052.65		280,737.60	-	-
Emergency Response Network PATROL 117	410030001				8,705.00	-	-	15,844.00	24,549.00	-	-	10,360.00	-	10,360.00	-	-	10,360.00	-	10,360.00	-	14,189.00	-	-
MOOE - CMF					8,705.00			15,844.00	24,549.00			10,360.00		10,360.00			10,360.00		10,360.00		14,189.00	-	-
Sub-Total, Agency Specific Budget					3,835,008.64	-	-	3,564,691.00	7,399,699.64	433,581.92	729,919.89	1,180,183.86	-	2,343,685.67	433,581.92	729,919.89	1,180,183.86	-	2,343,685.67	-	5,056,013.97	-	-
PS																							
MOOE					3,835,008.64			3,564,691.00	7,399,699.64	433,581.92	729,919.89	1,180,183.86		2,343,685.67	433,581.92	729,919.89	1,180,183.86		2,343,685.67		5,056,013.97	-	-
CO																							
II. Automatic Appropriations																							
III. Special Purpose Fund (Please specify)																							
GRAND TOTAL CONTINUING APPROPRIATION					3,835,008.64	-	-	3,564,691.00	7,399,699.64	433,581.92	729,919.89	1,180,183.86	-	2,343,685.67	433,581.92	729,919.89	1,180,183.86	-	2,343,685.67	-	5,056,013.97	-	-
PS																							
MOOE					3,835,008.64			3,564,691.00	7,399,699.64	433,581.92	729,919.89	1,180,183.86		2,343,685.67	433,581.92	729,919.89	1,180,183.86		2,343,685.67		5,056,013.97	-	-
CO																							

Certified Correct:  GRACIA S. WABAN Budget Officer Date:	Certified Correct:  CEDRIX R. AQUINO Chief Accountant Date:	Recommending Approval: _____ Director, FMS Date:	Approved By:  ATTY. RENE K. BURDEOS, CESO III Agency Head/Department Secretary Date:
--	--	---	---

MONTHLY REPORT OF DISBURSEMENTS
For the month of September 2014

Department : Department of Interior and Local Government
 Agency :
 Operating Unit : DILG Region 10
 Organization Code (UACS) : 14 001 03 00010
 Funding Source Code (as clustered):
 (e.g. Old Fund Code: 101,102, 151)

PARTICULARS	CURRENT YEAR BUDGET					PRIOR YEAR'S BUDGET											SUB-TOTAL	TRUST LIABILITIES				GRAND TOTAL					Remarks	
	PS	MOOE	Fin. Exp	CO	TOTAL	PRIOR YEAR'S ACCOUNTS PAYABLE					CURRENT YEAR'S ACCOUNTS PAYABLE							PS	MOOE	CO	TOTAL	PS	MOOE	Fin. Exp	CO	TOTAL		
						PS	MOOE	Fin. Exp	CO	Sub-Total	PS	MOOE	Fin. Exp	CO	Sub-Total	TOTAL												
1	2	3	4	5	6= (2+ 3+4+5)	7	8	9	10	11= (7+ 8+9+10)	12	13	14	15	16= (12+ 13+14+15)	17=(11+16)	18=(6+17)	19	20	21	22=(19+ 20+21)	23	24	25	26	27=(23+24+25+26)	28	
Notice of Cash Allocation																												
MDS Checks Issued	8,402,105.17	16,354,946.16			24,757,051.33	4,200.00	12,251,988.28			12,256,188.28					-	12,256,188.28	37,013,239.61					8,406,305.17	28,606,934.44	-	-	37,013,239.61		
Advice to Debit Account					-					-					-	-	-					-	-	-	-	-	-	
Tax Remittance Advices Issued	1,075,920.78	119,154.24			1,195,075.02					-					-	-	1,195,075.02					1,075,920.78	119,154.24	-	-	1,195,075.02		
Cash Disbursement Ceiling					-					-					-	-	-					-	-	-	-	-	-	
Non-Cash Availment Authority					-					-					-	-	-					-	-	-	-	-	-	
TOTAL	9,478,025.95	16,474,100.40			25,952,126.35	4,200.00	12,251,988.28			12,256,188.28						12,256,188.28	38,208,314.63					9,482,225.95	28,726,088.68			38,208,314.63		

SUMMARY:

	Previous Report (August)			This Report (September)			As of Date		
	PS	MOOE	Fin. Exp	PS	MOOE	Fin. Exp	PS	MOOE	Fin. Exp
Total Disbursement Authorities Received									
NCA	308,043,021.45		14,435,365.00			322,478,386.45			
Working Fund									
TRA	9,399,735.95		1,362,220.18			10,761,956.13			
CDC									
NCAA									
Others (CDT, BTr Docs Stamp, etc.)									
Less: Notice of Transfer Allocations (NTA)* issued									
Total Disbursements Authorities Available	317,442,757.40		15,797,585.18			333,240,342.58			
Less: Lapsed NCA	55,168,905.41		93,124,196.80			148,293,102.21			
Disbursements *	137,172,044.63		37,013,239.61			174,185,284.24			
Balance of Disbursements Authorities as of to date	125,101,807.36		(114,339,851.23)			10,761,956.13			

	Previous Report (2nd Qtr)		This Report (3rd Qtr)		As of Date	
	PS	MOOE	PS	MOOE	PS	MOOE
Total Disbursements Program	172,568,941.81		160,671,400.77		333,240,342.58	
Less: * Actual Disbursements	110,356,772.04		63,828,512.20		174,185,284.24	
(Over)/Under spending	62,212,169.77		96,842,888.57		159,055,058.34	

Notes: The use of NTA is discouraged
* Amounts should tally


Certified Correct

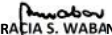
 CEDRIX M. AQUINO
 Agency Chief Accountant
 Date:

Approved By:

 ATTY/RENE C. BURDEOS, CESO III
 Head of Agency or Authorized Representative
 Date:

Motor Vehicles	50604060 01	1,000,000.00		1,000,000.00	1,000,000.00					1,000,000.00								1,000,000.00			
B. AUTOMATIC APPROPRIATIONS		10,556,000.00		10,556,000.00	10,556,000.00					10,556,000.00	2,515,607.72	2,488,757.69	2,515,120.90	7,519,486.31	2,515,607.72	2,488,757.69	2,515,120.90	7,519,486.31	3,036,513.69	-	
Retirement and Life Insurance Premium	50103010 00	10,556,000.00		10,556,000.00	10,556,000.00					10,556,000.00	2,515,607.72	2,488,757.69	2,515,120.90	7,519,486.31	2,515,607.72	2,488,757.69	2,515,120.90	7,519,486.31	3,036,513.69		
C. SPECIAL PURPOSE FUNDS										730,000.00	154,000.00	226,000.00	350,000.00	730,000.00	154,000.00	226,000.00	350,000.00	730,000.00	-	-	
Brgy Officials Death Benefit Fund										730,000.00	154,000.00	226,000.00	350,000.00	730,000.00	154,000.00	226,000.00	350,000.00	730,000.00	-	-	
Awards/Rewards Expenses	50206010 01									730,000.00	154,000.00	226,000.00	350,000.00	730,000.00	154,000.00	226,000.00	350,000.00	730,000.00	-	-	
GRAND TOTAL CURRENT YEAR APPROPRIATION		403,436,000.00	57,000,000.00	460,436,000.00	460,436,000.00	-	-	18,177,554.00	479,343,554.00	33,585,127.34	78,904,407.94	52,624,407.44	165,113,942.72	33,379,149.42	79,039,678.30	52,399,625.82	164,818,453.54	314,229,611.28	295,489.18	-	

Certified Correct:	 CEDRICK R. GUZMAN Regional Accountant Date:	Recommending Approval: _____ Director, FMS Date:	Approved By:  ATTY. RENE K. BURDEOS, CESO III Agency Head/ Department Secretary
--------------------	--	---	---


 GRACIA S. WABAN
 Budget Officer
 Date:


List of Allotments and Sub-Allotments
As of the quarter ending September 30, 2014

Department : Department of the Interior & Local Government
 Agency :
 Operating Unit : Region 10
 Organization Code (UACS) : 14 001 03 00010
 Funding Source Code (as clustered) : 102101
 (e.g. Old Fund Code: 101,102, 151)

	Current Year Appropriations
	Continuing Appropriations
	Supplemental Appropriations

No.	Allotments / Sub-Allotments		Funding Source		Allotments / Sub-Allotments received from COs / ROs				Sub-Allotment to Regions/Operating Units				Total Allotments / Net of Sub-allotments			
	Number	Date	Description	UACS Code	PS	MOOE	CO	Total	PS	MOOE	CO	Total	PS	MOOE	CO	Total
1	2	3	4	5	6	7	8	9=(6+7+8)	10	11	12	13=(10+11+12)	14 = (6+10)	15 = (7+11)	16 = (8 + 12)	17=(14+15+16)
A. Allotments received from DBM																
1	Comprehensive Release per Annex A and A-1 of NBC No. 551		Agency Specific Budget	1 01 101												
2	GARO No. 2014-1 (RLIP)		RLIP	1 04 102												
3																
Sub-total					-	-	-	-	-	-	-	-	-	-	-	-
B. Sub-allotments received from Central Office/Regional Office																
1	SA NO. 2014-194	Mar 11, 2014	Agency Specific Budget	102101		20,000.00		20,000.00						20,000.00		20,000.00
2	SA NO. 2014-293	Mar 21, 2014	Agency Specific Budget	102101		175,600.00		175,600.00						175,600.00		175,600.00
3	SA NO. 2014-325	April 2, 2014	Agency Specific Budget	102101		470,400.00		470,400.00						470,400.00		470,400.00
4	SA NO. 2014-367	April 14, 2014	Agency Specific Budget	102101		262,900.00		262,900.00						262,900.00		262,900.00
5	SA NO. 2014-441	May 8, 2014	Agency Specific Budget	102101		24,250.00		24,250.00						24,250.00		24,250.00
6	SA NO. 2014-563	June 5, 2014	Agency Specific Budget	102101		1,215,000.00		1,215,000.00						1,215,000.00		1,215,000.00
7	SA NO. 2014-580	June 6, 2014	Agency Specific Budget	102101		13,600.00		13,600.00						13,600.00		13,600.00
8	SA NO. 2014-639	June 16, 2014	Agency Specific Budget	102101		170,650.00		170,650.00						170,650.00		170,650.00
9	SA NO. 2014-707	June 30, 2014	Agency Specific Budget	102101		12,500.00		12,500.00						12,500.00		12,500.00
10	SA NO. 2014-748	July 14, 2014	Agency Specific Budget	102101		341,467.00		341,467.00						341,467.00		341,467.00
11	SA NO. 2014-908	Aug. 13, 2014	Agency Specific Budget	102101		20,000.00		20,000.00						20,000.00		20,000.00
12	SA NO. 2014-949	Aug 22, 2014	Agency Specific Budget	102101		29,400.00		29,400.00						29,400.00		29,400.00
13	SA NO. 2014-972	Aug 28, 2014	Agency Specific Budget	102101		48,000.00		48,000.00						48,000.00		48,000.00
14	SA NO. 2014-1018	Sept 3, 2014	Agency Specific Budget	102101		697,800.00		697,800.00						697,800.00		697,800.00
15	SA NO. 2014-1034	Sept 4, 2014	Agency Specific Budget	102101		31,960.00		31,960.00						31,960.00		31,960.00
16	SA NO. 2014-1053	Sept 5, 2014	Agency Specific Budget	102101		5,000.00		5,000.00						5,000.00		5,000.00
17	SA NO. 2014-1068	Sept 5, 2014	Agency Specific Budget	102101		15,844.00		15,844.00						15,844.00		15,844.00
18	SA NO. 2014-1136	Sept 11, 2014	Agency Specific Budget	102101		10,320.00		10,320.00						10,320.00		10,320.00
Sub-Total					-	3,564,691.00	-	3,564,691.00	-	-	-	-	-	3,564,691.00	-	3,564,691.00
Total Allotments					-	3,564,691.00	-	3,564,691.00	-	-	-	-	-	3,564,691.00	-	3,564,691.00

Summary by Funding Source Code:																
Agency Specific Budget	1 02 101	-	3,564,691.00		3,564,691.00											
RLIP	1 04 102	-	-	-	-											
MPBF	1 01 406	-	-	-	-											
Subsidy to LGU (BODF)	101253	-	-	-	-											
Total		-	3,564,691.00	-	3,564,691.00											

Certified Correct:

 GRACIA S. WABAN
 Budget Officer

List of Allotments and Sub-Allotments
As of the quarter ending September 30, 2014

Department : Department of the Interior & Local Government
 Agency : _____
 Operating Unit : Region 10
 Organization Code (UACS) : 14 001 03 00010
 Funding Source Code (as clustered) : 101101
 (e.g. Old Fund Code: 101,102, 151)


	Current Year Appropriations
	Continuing Appropriations
	Supplemental Appropriations

No.	Allotments / Sub-Allotments		Funding Source		Allotments / Sub-Allotments received from COs / ROs				b-Allotment to Regions/Operating Ur				Total Allotments / Net of Sub-allotments			
	Number	Date	Description	UACS Code	PS	MOOE	CO	Total	PS	MOOE	CO	Total	PS	MOOE	CO	Total
1	2	3	4	5	6	7	8	9=(6+7+8)	10	11	12	=(10+11+	14 = (6+10)	15 = (7+11)	16 = (8 + 12)	17=(14+15+16)
A. Allotments received from DBM																
Comprehensive Release per Annex A and A-1 of NBC No. 551																
1		2-Jan-14	Agency Specific Budget	1 01 101	109,742,000.00	276,638,000.00	6,500,000.00	392,880,000.00					109,742,000.00	276,638,000.00	6,500,000.00	392,880,000.00
2		2-Jan-14	RLIP	1 04 102	10,556,000.00			10,556,000.00					10,556,000.00			10,556,000.00
3	SARO NO. BMB-D-14-10006465	2-Jun-14	Agency Specific Budget	101101		57,000,000.00		57,000,000.00						57,000,000.00		57,000,000.00
4	SARO (MPBF)			1 01 406												
	Sub-total				120,298,000.00	333,638,000.00	6,500,000.00	460,436,000.00	-	-	-	-	120,298,000.00	333,638,000.00	6,500,000.00	460,436,000.00
B. Sub-allotments received from Central Office/Regional Office																
1	SA NO. 2014-011	Jan. 16, 2014	Agency Specific Budget	101101		20,000.00		20,000.00						20,000.00		20,000.00
2	SA NO. 2014-028	Jan. 27, 2014	"	101101		944,350.00		944,350.00						944,350.00		944,350.00
3	SA NO. 2014-046	Feb. 6, 2014	Special Purpose Fund	101253		106,000.00		106,000.00						106,000.00		106,000.00
4	SA NO. 2014-071	Feb. 14, 2014	Agency Specific Budget	101101		19,000.00		19,000.00						19,000.00		19,000.00
5	SA NO. 2014-111	Feb. 17, 2014	"	101101		88,500.00		88,500.00						88,500.00		88,500.00
6	SA NO. 2014-118	Feb. 19, 2014	"	101101		462,000.00		462,000.00						462,000.00		462,000.00
7	SA NO. 2014-132	Feb. 25, 2014	"	101101		20,000.00		20,000.00						20,000.00		20,000.00
8	SA NO. 2014-156	Feb. 27, 2014	"	101101		201,667.00		201,667.00						201,667.00		201,667.00
9	SA NO. 2014-171	Mar. 6, 2014	"	101101		52,416.00		52,416.00						52,416.00		52,416.00
10	SA NO. 2014-210	Mar 11, 2014	"	101101		705,000.00		705,000.00						705,000.00		705,000.00
11	SA NO. 2014-226	Mar 11, 2014	"	101101		705,000.00		705,000.00						705,000.00		705,000.00
12	SA NO. 2014-244	Mar 12, 2014	"	101101		36,400.00		36,400.00						36,400.00		36,400.00
13	SA NO. 2014-263	Mar 13, 2014	"	101101		274,266.00		274,266.00						274,266.00		274,266.00
14	SA NO. 2014-276	Mar 14, 2014	Special Purpose Fund	101253		48,000.00		48,000.00						48,000.00		48,000.00
15	SA NO. 2014-309	Mar 26, 2014	Agency Specific Budget	101101		18,000.00		18,000.00						18,000.00		18,000.00
16	SA NO. 2014-342	April 10, 2014	Special Purpose Fund	101253		48,000.00		48,000.00						48,000.00		48,000.00
17	SA NO. 2014-356	April 11, 2014	Agency Specific Budget	101101		415,600.00		415,600.00						415,600.00		415,600.00
18	SA NO. 2014-428	May 2, 2014	"	101101		12,000.00		12,000.00						12,000.00		12,000.00
19	SA NO. 2014-429	May 7, 2014	"	101101		200,000.00		200,000.00						200,000.00		200,000.00
20	SA NO. 2014-462	May 12, 2014	"	101101		19,600.00		19,600.00						19,600.00		19,600.00
21	SA NO. 2014-476	May 12, 2014	"	101101		201,667.00		201,667.00						201,667.00		201,667.00
22	SA NO. 2014-499	May 19, 2014	"	101101		54,600.00		54,600.00						54,600.00		54,600.00
23	SA NO. 2014-505	May 23, 2014	"	101101		166,200.00		166,200.00						166,200.00		166,200.00
24	SA NO. 2014-523	May 29, 2014	"	101101		64,000.00		64,000.00						64,000.00		64,000.00
25	SA NO. 2014-547	June 4, 2014	"	101101		4,290,000.00		4,290,000.00						4,290,000.00		4,290,000.00
26	SA NO. 2014-587	June 6, 2014	"	101101		716,477.00		716,477.00						716,477.00		716,477.00
27	SA NO. 2014-616	June 11, 2014	"	101101		77,400.00		77,400.00						77,400.00		77,400.00
28	SA NO. 2014-630	June 13, 2014	"	101101		150,000.00		150,000.00						150,000.00		150,000.00
29	SA NO. 2014-650	June 18, 2014	"	101101		125,000.00		125,000.00						125,000.00		125,000.00
30	SA NO. 2014-662	June 18, 2014	Special Purpose Fund	101253		178,000.00		178,000.00						178,000.00		178,000.00
31	SA NO. 2014-685	June 27, 2014	Agency Specific Budget	101101		753,264.00		753,264.00						753,264.00		753,264.00
32	SA NO. 2014-724	July 7, 2014	"	101101		24,000.00		24,000.00						24,000.00		24,000.00
33	SA NO. 2014-734	July 7, 2014	"	101101		4,000.00		4,000.00						4,000.00		4,000.00
34	SA NO. 2014-763	July 21, 2014	"	101101		81,900.00		81,900.00						81,900.00		81,900.00
35	SA NO. 2014-772	July 22, 2014	"	101101		125,000.00		125,000.00						125,000.00		125,000.00
36	SA NO. 2014-792	July 24, 2014	Special Purpose Fund	101253		58,000.00		58,000.00						58,000.00		58,000.00
37	SA NO. 2014-810	July 31, 2014	"	101101		356,580.00		356,580.00						356,580.00		356,580.00
38	SA NO. 2014-821	Aug 6, 2014	"	101101		18,000.00		18,000.00						18,000.00		18,000.00
39	SA NO. 2014-831	Aug. 7, 2014	Special Purpose Fund	101253		174,000.00		174,000.00						174,000.00		174,000.00
40	SA NO. 2014-839	Aug. 12, 2014	"	101101		1,320,000.00		1,320,000.00						1,320,000.00		1,320,000.00
41	SA NO. 2014-846	Aug. 12, 2014	"	101101		279,600.00		279,600.00						279,600.00		279,600.00

42	SA NO. 2014-858	Aug. 11, 2014	"	101101		178,200.00		178,200.00					178,200.00		178,200.00		
43	SA NO. 2014-876	Aug 13, 2014	"	101101		982,500.00		982,500.00					982,500.00		982,500.00		
44	SA NO. 2014-889	Aug 8, 2014	"	101101		14,000.00		14,000.00					14,000.00		14,000.00		
45	SA NO. 2014-894	Aug 13, 2014	"	101101		37,500.00		37,500.00					37,500.00		37,500.00		
46	SA NO. 2014-927	Aug 14, 2014	"	101101		217,076.00		217,076.00					217,076.00		217,076.00		
47	SA NO. 2014-960	Aug 27, 2014	"	101101		100,000.00		100,000.00					100,000.00		100,000.00		
48	SA NO. 2014-987	Sept 1, 2014	"	101101		9,400.00		9,400.00					9,400.00		9,400.00		
49	SA NO. 2014-999	Sept 1, 2014	"	101101		180,600.00		180,600.00					180,600.00		180,600.00		
50	SA NO. 2014-1077	Sept 8, 2014	"	101101		20,000.00		20,000.00					20,000.00		20,000.00		
51	SA NO. 2014-1086	Sept 8, 2014	"	101101		8,906.00		8,906.00					8,906.00		8,906.00		
52	SA NO. 2014-1098	Sept 9, 2014	"	101101		2,311,500.00		2,311,500.00					2,311,500.00		2,311,500.00		
53	SA NO. 2014-1108	Sept 9, 2014	"	101101		186,000.00		186,000.00					186,000.00		186,000.00		
54	SA NO. 2014-1121	Sept 10, 2014	"	101101		600,585.00		600,585.00					600,585.00		600,585.00		
55	SA NO. 2014-1126	Sept 10, 2014	"	101101		25,000.00		25,000.00					25,000.00		25,000.00		
56	SA NO. 2014-1156	Sept 12, 2014	"	101101		128,000.00		128,000.00					128,000.00		128,000.00		
57	SA NO. 2014-1170	Sept 12, 2014	"	101101		111,000.00		111,000.00					111,000.00		111,000.00		
58	SA NO. 2014-1207	Sept 17, 2014	"	101101		65,800.00		65,800.00					65,800.00		65,800.00		
59	SA NO. 2014-1226	Sept 24, 2014	Special Purpose Fund	101253		118,000.00		118,000.00					118,000.00		118,000.00		
	Sub-Total					-	18,907,554.00	-	18,907,554.00	-	-	-	-	-	18,907,554.00		
	Total Allotments					120,298,000.00	352,545,554.00	6,500,000.00	479,343,554.00	-	-	-	-	120,298,000.00	352,545,554.00	6,500,000.00	479,343,554.00

Summary by Funding Source Code:															
Agency Specific Budget				1 01 101		109,742,000.00	351,815,554.00	6,500,000.00	468,057,554.00						
RLIP				1 04 102		10,556,000.00			10,556,000.00						
MPBF				1 01 406											
Subsidy to LGUs (BODF)				1010253		730,000.00			730,000.00						

Certified Correct:


 GRACIA S. WABAN
 Budget Officer

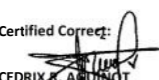
MONTHLY REPORT OF DISBURSEMENTS
For the month of August 2014


Department : Department of Interior and Local Government
 Agency :
 Operating Unit : DILG Region 10
 Organization Code (UACS) : 14 001 03 00010
 Funding Source Code (as clustered):
 (e.g. Old Fund Code: 101,102, 151)

PARTICULARS	CURRENT YEAR BUDGET					PRIOR YEAR'S BUDGET											SUB-TOTAL	TRUST LIABILITIES				GRAND TOTAL					Remarks
	PS	MOOE	Fin. Exp	CO	TOTAL	PRIOR YEAR'S ACCOUNTS PAYABLE					CURRENT YEAR'S ACCOUNTS PAYABLE					TOTAL		PS	MOOE	CO	TOTAL	PS	MOOE	Fin. Exp	CO	TOTAL	
						PS	MOOE	Fin. Exp	CO	Sub-Total	PS	MOOE	Fin. Exp	CO	Sub-Total												
1	2	3	4	5	6=(2+3+4+5)	7	8	9	10	11=(7+8+9+10)	12	13	14	15	16=(12+13+14+15)	17=(11+16)	18=(6+17)	19	20	21	22=(19+20+21)	23	24	25	26	27=(23+24+25+26)	28
Notice of Cash Allocation																											
MDS Checks Issued	8,299,090.85	2,201,985.81			10,501,076.66												10,501,076.66					8,299,090.85	2,201,985.81			10,501,076.66	
Advice to Debit Account																											
Tax Remittance Advices Issued	1,075,920.78	119,154.24			1,195,075.02												1,195,075.02					1,075,920.78	119,154.24			1,195,075.02	
Cash Disbursement Ceiling																											
Non-Cash Availment Authority																											
TOTAL	9,375,011.63	2,321,140.05			11,696,151.68												11,696,151.68					9,375,011.63	2,321,140.05			11,696,151.68	

SUMMARY:	Previous Report (July)	This Report (August)	As of Date	Total Disbursements Program	Previous Report (2nd Qtr)	This Report (3rd Qtr)	As of Date
	Total Disbursement Authorities Received	291,319,165.45	16,723,856.00		308,043,021.45	172,568,941.81	144,873,815.59
NCA				Less: * Actual Disbursements	110,356,772.04	26,815,272.59	137,172,044.63
Working Fund				(Over)/Under spending	62,212,169.77	118,058,543.00	180,270,712.77
TRA	8,204,660.93	1,195,075.02	9,399,735.95				
CDC							
NCAA							
Others (CDT, BTr Docs Stamp, etc.)							
Less: Notice of Transfer Allocations (NTA)* issued							
Total Disbursements Authorities Available	299,523,826.38	17,918,931.02	317,442,757.40				
Less: Lapsed NCA	55,168,905.41		55,168,905.41				
Disbursements *	126,670,967.97	10,501,076.66	137,172,044.63				
Balance of Disbursements Authorities as of to date	117,683,953.00	7,417,854.36	125,101,807.36				

Notes: The use of NTA is discouraged
* Amounts should tally

Certified Correct:

 CEDRIX K. ARUNGIT
 Agency Chief Accountant
 Date:

Approved By:

 ATTY. RENE B. BURDEOS, CESO III
 Head of Agency or Authorized Representative
 Date:

MONTHLY REPORT OF DISBURSEMENTS
For the month of July 2014


Department : Department of Interior and Local Government
 Agency :
 Operating Unit : DILG Region 10
 Organization Code (UACS) : 14 001 03 00010
 Funding Source Code (as clustered):
 (e.g. Old Fund Code: 101,102, 151)

PARTICULARS	CURRENT YEAR BUDGET					PRIOR YEAR'S BUDGET											SUB-TOTAL	TRUST LIABILITIES				GRAND TOTAL					Remarks
	PS	MOOE	Fin. Exp	CO	TOTAL	PRIOR YEAR'S ACCOUNTS PAYABLE					CURRENT YEAR'S ACCOUNTS PAYABLE							PS	MOOE	CO	TOTAL	PS	MOOE	Fin. Exp	CO	TOTAL	
						PS	MOOE	Fin. Exp	CO	Sub-Total	PS	MOOE	Fin. Exp	CO	Sub-Total	TOTAL											
1	2	3	4	5	6=(2+3+4+5)	7	8	9	10	11=(7+8+9+10)	12	13	14	15	16=(12+13+14+15)	17=(11+16)	18=(6+17)	19	20	21	22=(19+20+21)	23	24	25	26	27=(23+24+25+26)	28
Notice of Cash Allocation																											
MDS Checks Issued	8,004,323.08	6,598,666.77			14,602,989.85	211,206.08	1,500,000.00			1,711,206.08					-	1,711,206.08	16,314,195.93				-	8,215,529.16	8,098,666.77	-	-	16,314,195.93	
Advice to Debit Account					-					-					-	-	-				-	-	-	-	-	-	-
Tax Remittance Advices Issued	1,075,920.78	85,475.79			1,161,396.57					-					-	-	1,161,396.57				-	1,075,920.78	85,475.79	-	-	1,161,396.57	
Cash Disbursement Ceiling					-					-					-	-	-				-	-	-	-	-	-	-
Non-Cash Availment Authority					-					-					-	-	-				-	-	-	-	-	-	-
TOTAL	9,080,243.86	6,684,142.56			15,764,386.42	211,206.08	1,500,000.00			1,711,206.08						1,711,206.08	17,475,592.50					9,291,449.94	8,184,142.56			17,475,592.50	

SUMMARY:

	Previous Report				Previous Report			This Report (3rd		
	(June)	This Report (July)	As of Date		(2nd Qtr)	Qtr)	As of Date			
Total Disbursement Authorities Received				Total Disbursements Program	172,568,941.81	126,954,884.57	299,523,826.38			
NCA	165,525,677.45	125,793,488.00	291,319,165.45	Less: * Actual Disbursements	110,356,772.04	16,314,195.93	126,670,967.97			
Working Fund			-	(Over)/Under spending	62,212,169.77	110,640,688.64	172,852,858.41			
TRA	7,043,264.36	1,161,396.57	8,204,660.93							
CDC			-							
NCAA			-							
Others (CDT, BTr Docs Stamp, etc.)			-							
Less: Notice of Transfer Allocations (NTA)* issued			-							
Total Disbursements Authorities Available	172,568,941.81	126,954,884.57	299,523,826.38							
Less: Lapsed NCA Disbursements *	55,168,905.41	-	55,168,905.41							
Balance of Disbursements Authorities as of to date	7,043,264.36	110,640,688.64	117,683,953.00							

Notes: The use of NTA is discouraged
* Amounts should tally

Certified Correct:

 CEDRIX M. AQUINO
 Agency Chief Accountant
 Date:

Approved By:


 ATTY. RENE S. BURDEOS, CESO III
 Head of Agency or Authorized Representative
 Date:

QUARTERLY REPORT OF REVENUE AND OTHER RECEIPTS
 As of the Quarter Ending September 30, 2014
 (In Pesos)

Department : Department of Interior and Local Government
 Agency : _____
 Operating Unit : DILG Region 10
 Organization Code (UACS) : 14 001 03 00010

CLASSIFICATION / SOURCES OF REVENUE AND OTHER RECEIPTS	UACS Code	REVENUE TARGET (Annual)	ACTUAL REVENUE AND OTHER RECEIPTS COLLECTIONS					CUMULATIVE REMITTANCE /DEPOSITS TO DATE			VARIANCE		Remarks
			1st Quarter	2nd Quarter	3rd Quarter	4th Quarter	TOTAL	Remittance to BTr	Deposited with AGDB	Total	Amount	%	
1	2	3	4	5	6	7	8=(4+5+6+7)	9	10	11=(9+10)	12=(8-3)	13 = (12 / 3)	14
A. General Fund (formerly Fund 101)													
- Tax													
Documentary Stamp Tax	40104010 00												
- Non-Tax													
Permit Fees Import	40201010 01												
B. Special Account in the General Fund (formerly Fund 105, 183, 401, 151-159)													
- Tax													
- Non-Tax													
C. Off-Budget Accounts (formerly Fund 161 to 164, etc.)													
D. Custodial Funds (formerly Fund 101-184, 187)													
TOTAL													

n o n e

Certified Correct:

 CEDRIX R. ARGUINO
 Chief Accountant
 Date: _____

Approved By:

 ATTY. RENE W. BURDEOS, CESO III
 Agency Head/Department Secretary
 Date: _____